

Primary Assessment Profile

Brought to you by
HERTS insight

Year 1 Phonics - Clore Shalom School

This profile shows the achievements in Phonics for Year 1 pupils at Clore Shalom School.

Contents

[Back to assessment profile home page](#)

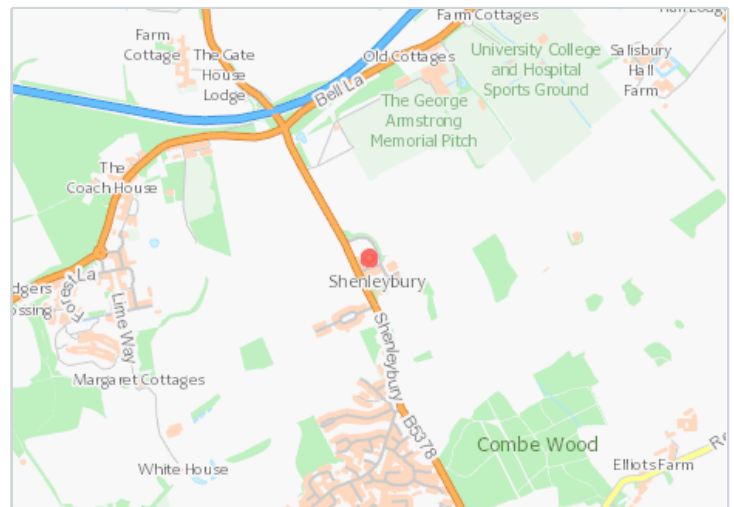
Use these links to jump to the section you need.

Phonics:

- Number of Pupils Eligible for Phonics
- Percentage of Pupils Working at or Above the Phonics Standard

This Update: 12th August 2024.

Source data for all tables, charts and graphs: Nova and DFE Statistical First Releases



Please note:

We advise **caution over the use of school performance data since the pandemic**, as this had an **uneven impact on different schools and pupils**. The data is best used as a **starting point for discussion**, for example to explore the impact of Covid on pupil performance.

There are **no published figures for 2020 or 2021**, as statutory assessment was cancelled in these years due to Covid.

Number of Pupils Eligible for Phonics

All Pupils					
	2020	2021	2022	2023	2024
Clore Shalom School	N/A	N/A	30	30	23

Boys					
	2020	2021	2022	2023	2024
Clore Shalom School	N/A	N/A	9	15	15

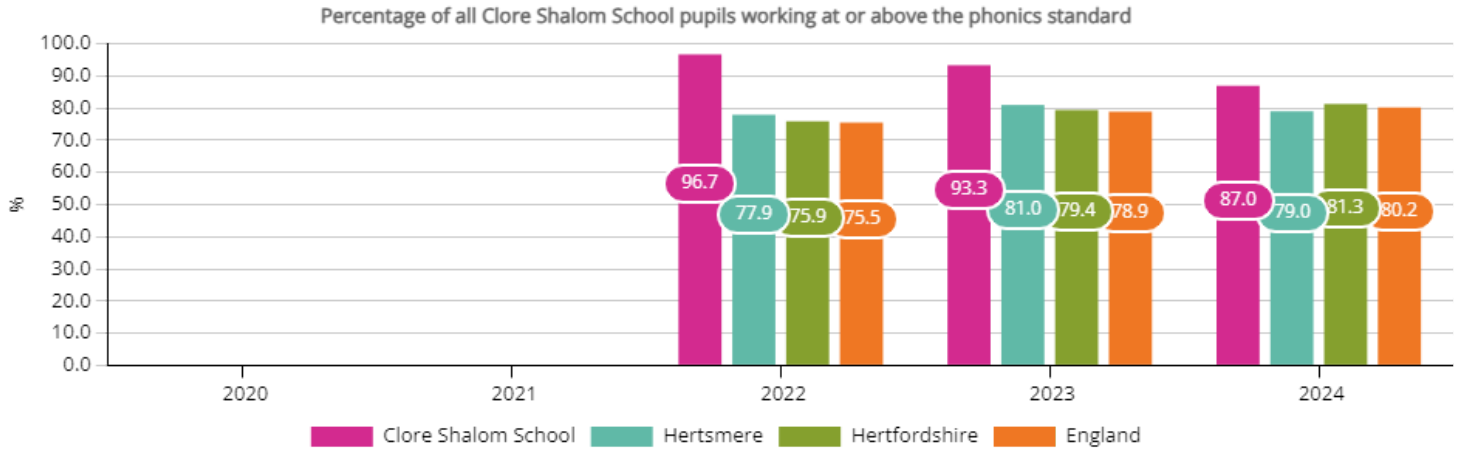
23

Clore Shalom School pupils were eligible for phonics. 15 were boys and 8 were girls.

Source: Nova and DFE Statistical First Releases, 2024

Girls					
	2020	2021	2022	2023	2024
Clore Shalom School	N/A	N/A	21	15	8

Percentage of Pupils Working at or Above the Phonics Standard



All Pupils					
	2020	2021	2022	2023	2024
Clore Shalom School	No Data / Suppressed	No Data / Suppressed	96.7	93.3	87.0
Hertsmere	No Data / Suppressed	No Data / Suppressed	77.9	81.0	79.0
Hertfordshire	No Data / Suppressed	No Data / Suppressed	75.9	79.4	81.3
England	No Data / Suppressed	No Data / Suppressed	75.5	78.9	80.2

Boys					
	2020	2021	2022	2023	2024
Clore Shalom School	No Data / Suppressed	No Data / Suppressed	100.0	86.7	80.0
Hertsmere	No Data / Suppressed	No Data / Suppressed	76.6	78.7	76.1
Hertfordshire	No Data / Suppressed	No Data / Suppressed	73.4	76.5	78.1
England	No Data / Suppressed	No Data / Suppressed	72.2	75.5	76.6


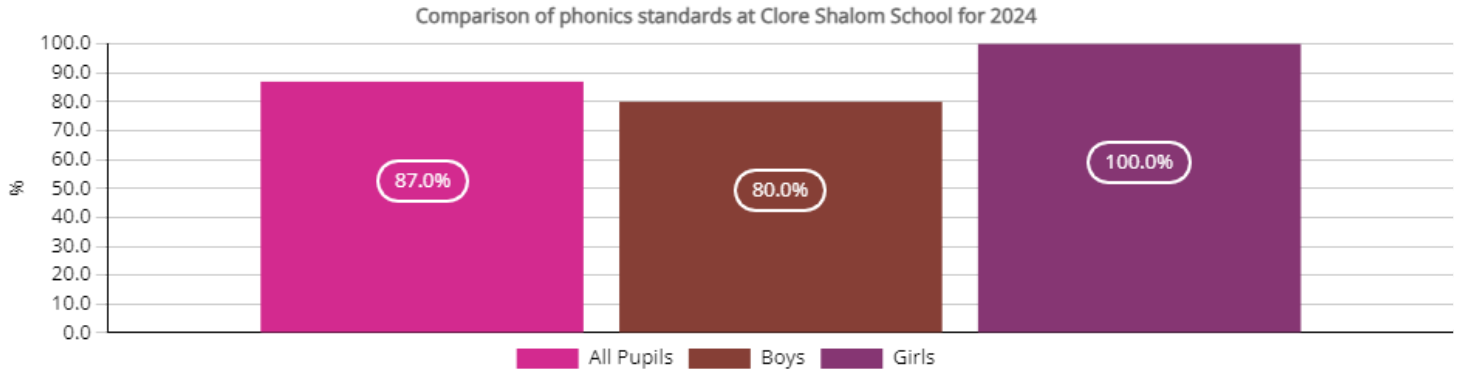
80.0% of the 2024 boys were working at or above the phonics standard

Clore Shalom School, 80.0%

Girls					
	2020	2021	2022	2023	2024
Clore Shalom School	No Data / Suppressed	No Data / Suppressed	95.2	100.0	100.0
Hertsmere	No Data / Suppressed	No Data / Suppressed	79.2	83.4	82.3
Hertfordshire	No Data / Suppressed	No Data / Suppressed	78.4	82.5	84.6
England	No Data / Suppressed	No Data / Suppressed	78.8	82.4	84.1

100.0% of the 2024 girls were working at or above the phonics standard

Clore Shalom School, 100.0%

Links to Other Results / Key Stages

Use the links below to switch to other results/Key Stages for Clore Shalom School:

- [EYFSP: GLD and Areas of Learning](#)
- [EYFSP: Early Learning Goals](#)
- [Key Stage 1 Profile](#)
- [Key Stage 2 Profile](#)
- [Key Stage 2 Progress Profile](#)

Contact us

[Data and page content queries](#)

[This page isn't working properly.](#)