

# Primary Assessment Profile

Brought to you by  
**HERTS insight**

## Year 1 Phonics - Clore Shalom School

This profile shows the achievements in Phonics for Year 1 pupils at Clore Shalom School.

**Contents**

[Back to assessment profile home page](#)

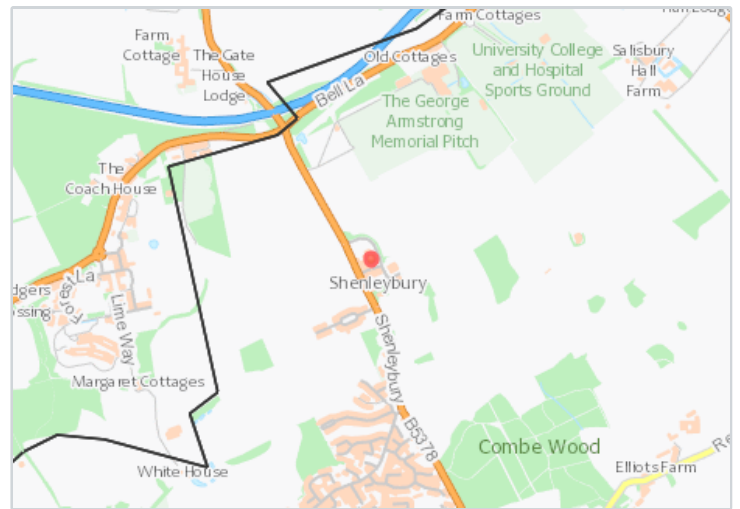
Use these links to jump to the section you need.

**Phonics:**

- Number of Pupils Eligible for Phonics
- Percentage of Pupils Working at or Above the Phonics Standard

**This Update: 15th August 2023**

Source data for all tables, charts and graphs: Nova and DFE Statistical First Releases



Please note:

We advise **caution over the use of the 2022 and 2023 data**, as the pandemic will have had an **uneven impact on different schools and pupils**. The data is best used as a **starting point for discussion**, to explore the impact of Covid on pupil performance.

There are **no published figures for 2020 or 2021**, as statutory assessment was cancelled in these years due to Covid.

## Number of Pupils Eligible for Phonics

All Pupils					
	2019	2020	2021	2022	2023
Clore Shalom School	28	N/A	N/A	30	30

Boys					
	2019	2020	2021	2022	2023
Clore Shalom School	16	N/A	N/A	9	15

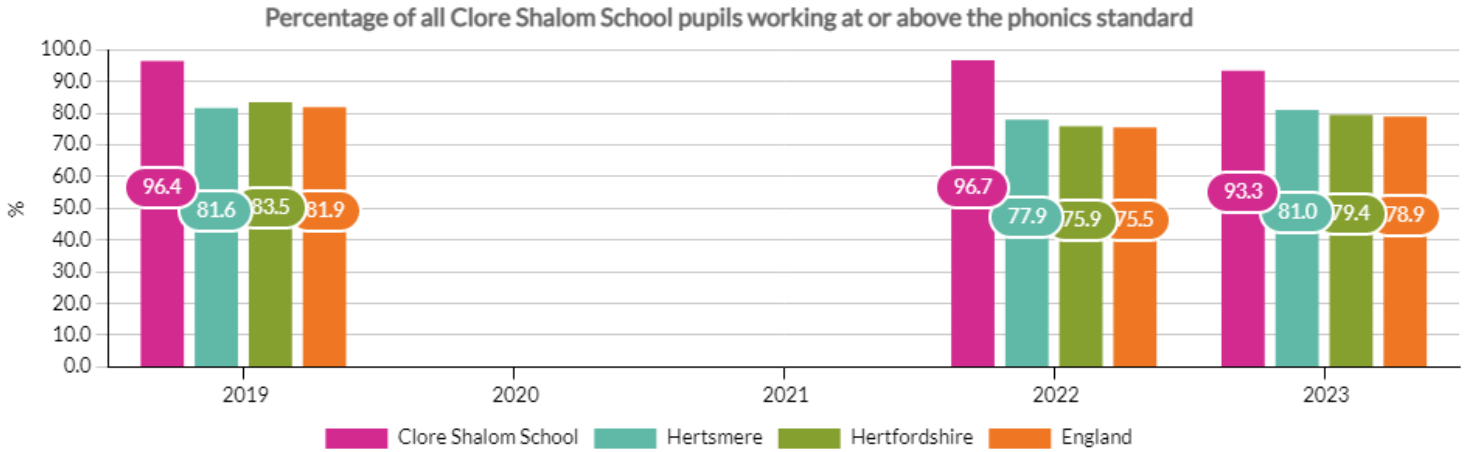
**30**

Clore Shalom School pupils were eligible for phonics. 15 were boys and 15 were girls.

Source: Nova and DFE Statistical First Releases, 2023

Girls					
	2019	2020	2021	2022	2023
Clore Shalom School	12	N/A	N/A	21	15

## Percentage of Pupils Working at or Above the Phonics Standard



All Pupils					
	2019	2020	2021	2022	2023
Clore Shalom School	96.4	No Data / Suppressed	No Data / Suppressed	96.7	93.3
Hertsmer	81.6	No Data / Suppressed	No Data / Suppressed	77.9	81.0
Hertfordshire	83.5	No Data / Suppressed	No Data / Suppressed	75.9	79.4
England	81.9	No Data / Suppressed	No Data / Suppressed	75.5	78.9

Boys					
	2019	2020	2021	2022	2023
Clore Shalom School	93.8	No Data / Suppressed	No Data / Suppressed	100.0	86.7
Hertsmer	78.4	No Data / Suppressed	No Data / Suppressed	76.6	78.7
Hertfordshire	80.7	No Data / Suppressed	No Data / Suppressed	73.4	76.5
England	78.5	No Data / Suppressed	No Data / Suppressed	72.2	75.5

86.7% of the 2023 boys were working at or above the phonics standard

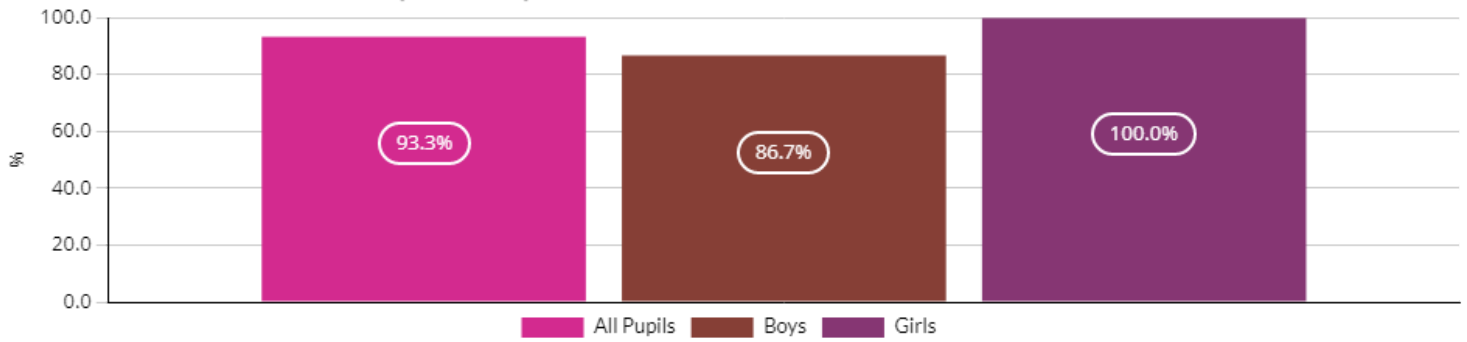
**Clore Shalom School, 86.7%**

Girls					
	2019	2020	2021	2022	2023
Clore Shalom School	100.0	No Data / Suppressed	No Data / Suppressed	95.2	100.0
Hertsmer	84.7	No Data / Suppressed	No Data / Suppressed	79.2	83.4
Hertfordshire	86.4	No Data / Suppressed	No Data / Suppressed	78.4	82.5
England	85.4	No Data / Suppressed	No Data / Suppressed	78.8	82.4

100.0% of the 2023 girls were working at or above the phonics standard

**Clore Shalom School, 100.0%**

Comparison of phonics standards at Clore Shalom School for 2023



## Links to Other Results / Key Stages

Use the links below to switch to other results/Key Stages for Clore Shalom School:

- [EYFSP: GLD and Areas of Learning](#)
- [EYFSP: Early Learning Goals](#)
- [Key Stage 1 Profile](#)
- [Key Stage 2 Profile](#)
- [Key 2 Progress Profile](#)

---

[Contact us](#)

[Data and page content queries](#)

[This page isn't working properly](#)